

SPECIFICATIONS

GENERAL

Power Requirement:	AC100V - 240V 50/60Hz, DC12V(11V - 17V)
Power Consumption:	0.6 - 1.1A ; 4A with 12V DC
Dimensions (WxHxD):	17" x 12.9" x 7.9" (430 x 323.5 x 198mm, Including stand) 17" x 12.2" x 3.2" (430 x 309 x 81mm, Main unit only; not including stand)
Weight:	8.1kg(17.8lbs) (Including stand), 7.2kg(15.8lbs) (Main unit only; not including stand)
Operating Temperature:	+5°C - +35°C
Operating Humidity:	20% - 80% (non dew)
Storage Temperature:	-20°C - +60°C
Storage Humidity:	10% - 90% (non dew)
Display Panel	
Panel Size:	17.1"
Aspect Ratio:	15:9
Resolution:	1,280 x 768 dots (WXGA)
Display colors:	More than 16,700,000 colors
Viewing Angle:	176°

Connectors

Video input:	Video : BNC x 2 (Through connector x 1) Y/C : 4-pin x 2 (Through connector x 1) Analog component (YPbPr/RGBS) :BNC x 8 (Through connector x 4) However, with RGB-COMP input, it is R, G, B, HD, VD, BNC x 5. (Through out cannot be connected.) SDI : BNC x 3 (switched-out connector x 1)
Audio input:	Pinjack x 2 (stereo)
GPI:	D-SUB, 9pin
RS-232C:	D-SUB, 9pin
External DC power input:	XLR, 4-pin x 1
Signal level	
Video:	EXT SYNC signal level: 0.3Vp-p - 4.0Vp-p HD/VD signal level: TTL level
Audio:	Audio input signal level: 0.5Vrms Speaker output: 0.5W + 0.5W
Accessories:	Power cord, power cord hook, screw, Monitor Stand

OPTIONS

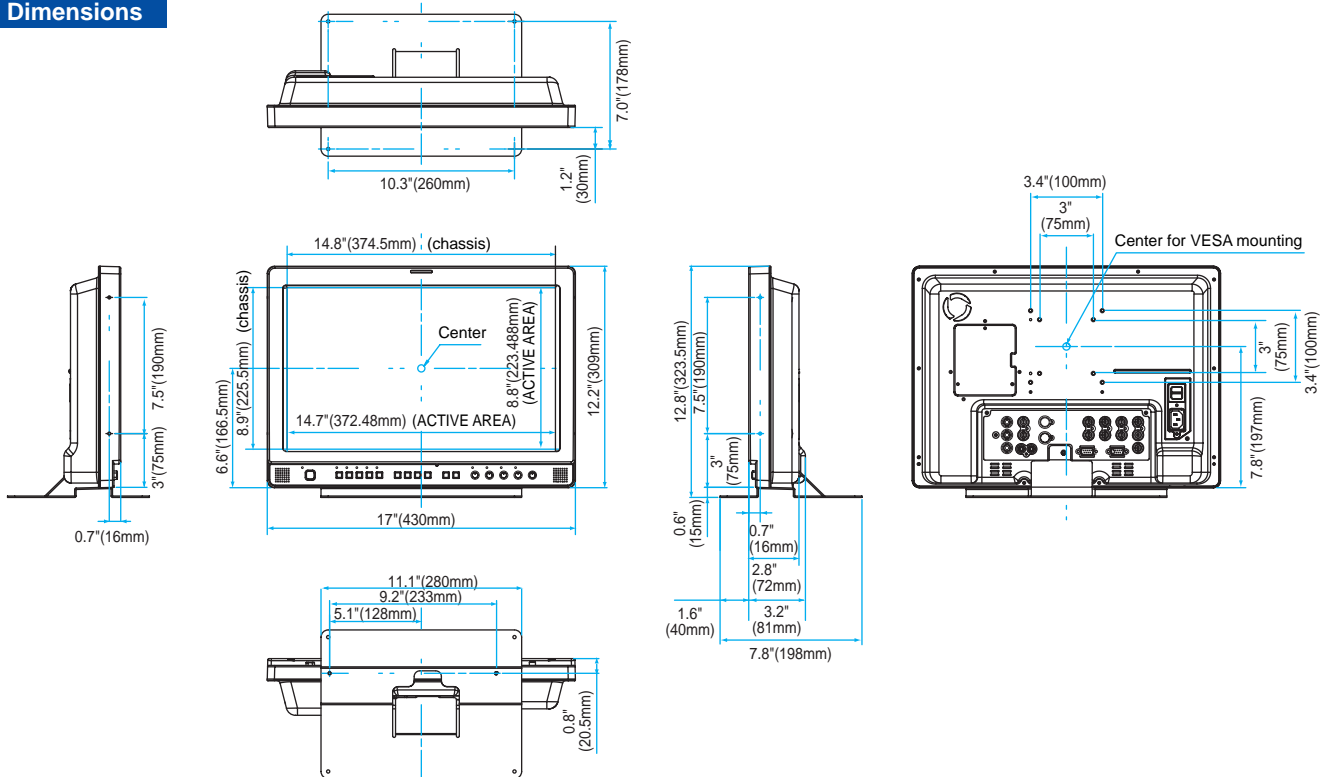


**Embedded Audio Unit
BT-YAE1700G**



**Rack Mount Adaptor
BT-MA1710G**

Dimensions



Panasonic

Matsushita Electric Industrial Co., Ltd.
Systems Business Group
2-15 Matsuba-cho, Kadoma, Osaka 571-8503
Japan
Tel. 81-6-6905-4650 Fax. 81-6-6908-5969
<http://www.pavc.panasonic.co.jp/pro-av/>

[Countries and Regions]

Argentina	+54 114 308 1610	Korea	+82 2 2106 6641
Australia	+61 2 9887 6222	Kuwait	+965 481 2123
Austria	+43 (0)1 610 80 773	Lebanon	+961 1 216827
Bahrain	+973 252292	Malaysia	+60 3 5549 5422 (PSE)
Belgium	+32 (0)2 481 04 57		+60 3 5546 7000 (PM)
Bulgaria	+359 2 946 0786	Mexico	+52 55 5488 1000
Brazil	+55 11 3889 4035	Montenegro, Serbia	+41 (0)26 466 25 20
Canada	+1 905 624 5010	Netherlands	+31 73 64 02 577
China	+86 10 6515 8828	New Zealand	+64 9 272 0100
(Hong Kong)	+852 2313 0888	Norway	+47 67 91 78 00
Czech Republic	+420 236 032 552/511	Pakistan	+92 5370320 21
Denmark	+45 43 20 08 57	Panama	+507 229 2955
Egypt	+20 2 3938151	Peru	+51 1 614 0000
Finland, Latvia, Lithuania, Estonia	+358 (9)521 52 53	Philippines	+63 2 633 6162
France	+33 (0)1 55 93 66 67	Poland	+48 (22)338 1100
Germany	+49 (0)611 235 401	Portugal	+351 21 425 77 04
Greece	+30 210 96 92 300	Puerto Rico	+1 787 750 4300
Hungary	+36 (1)382 60 60	Romania	+40 21 211 4855
Indonesia	+62 21 385 9449	Russia & CIS	+7 095 258 42 06
Iran	+98 21 2271463	Saudi Arabia	+966 1 465 0709
Italy	+39 02 67 88 449	Singapore	+65 6270 0110
Jordan	+961 6 586 1914	Slovak Republic	+421 (0)2 52 92 14 23
Kazakhstan	+7 3272 504 777	Slovenia, Croatia, Bosnia, Macedonia	+44 (0)20 76 63 36 57

South Africa	+27 11 313 1400
Spain	+34 (93) 425 93 00
Sweden	+46 (8) 680 26 41
Switzerland	+41 (0)41 259 96 32
Taiwan	+886 2 2725 9100
Thailand	+66 2 731 8888
Turkey	+90 216 578 3700
U.A.E.	+971 4 282201
Ukraine	+380 44 4903437
	+380 44 4903438
	[ext. 112]
U.K.	+44 (0) 1344 70 69 20
U.S.A.	+1 201 348 5300



JQA-0443



SP-LH17WPE2



34K508AM-1 Printed in Japan

Panasonic
ideas for life

17" Wide HD/SD LCD Video Monitor

BT-LH1700W

17" Widescreen HD/SD LCD Monitor with High Speed Response, Shorter Delay Image Processing and Built-In SDI / HDSDI Capability



17" Widescreen LCD Monitor with Professional Production Features at a Very Attractive Price



- WXGA
1280x768
- HD/SD
- SDI
(Automatic
HD/SD
switching)
- Y/Pb/Pr
Input
- R G B
(PC input
compatible)
- Waveform
monitoring
- Varicam
Cine Gamma
Compensation
- Split
Screen
- Built-in
speakers
- AC/DC
power supply
compatibility
- Optional
Rack
Mount

*1 SDI and HDSDI are standard, however embedded audio function requires an optional card (BT-YAE1700G)

*1

New IP Converter Circuit for Unmatched Short Delay


A circuit delay time (excluding the panel) of approximately 5 msec*2 is realized by incorporating a new I/P converter circuit that converts SD and HD interlace signals with high precision and generates a progressive signal without causing field-length delay. Minimizing the delay between the input signal and monitor output enables the user to confirm footage without any incongruity.

*2 Differs slightly depending on the signal format.

Diagonal Line Compensation Processing Circuit

Reduces the occurrence of jagged noise in the diagonal direction, not just vertically in the field, by detecting correlations and making optimal interpolations. This results in the smooth reproduction of footage.

Diagonal Compensation Diagram

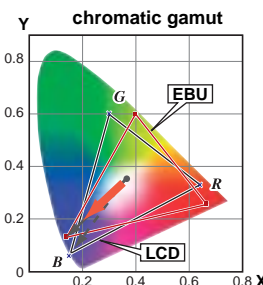
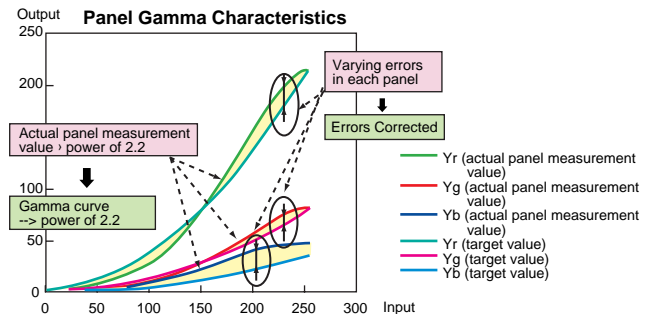


High-Speed Response

The biggest concern when receiving a video feed is response time in the intermediate gradations. Installing a new overdrive circuit improved the response in intermediate gradations to around 10 ms (gray-to-gray), which is around half that of existing Panasonic models, enabling the clear display of video without blurring.

Broadcast Quality Gradation, Compensation for Each Monitor

In order to make the LCD monitor suitable for professional broadcasting applications, compensation is conducted for each monitor in 256 discrete RGB steps, rated gamma properties ($\gamma=2.2$) are reproduced, and gradation suitable for broadcasting is achieved. Color temperature of 9300K/6500K/5600K; 3000-9300K can be selected with the variable setting.

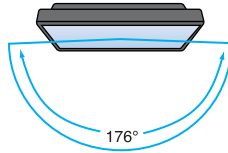


Color Gamut

Colors on CRT monitors appear different from those on LCD monitors due to slight differences in the monitors' chromatic ranges. BT-LH1700W uses a technology called color space conversion to produce the same EBU-based colors as a CRT.

Wide 176° Horizontal and Vertical Viewing Angle

A 176° horizontal and vertical viewing angle has been realized by using a high intensity, high contrast LCD panel. Ease of viewing is secured by reducing changes in color due to the viewing angle.




2 SDI Inputs, PC Input Compatible

Compatible with multiple HD and SD formats. Two SDI input with automatic switching between HD and SD comes standard. Also equipped with one SDI output, a Component input (Y/Pb/Pr) RGB switching), Y/C and Composite. RGB is compatible with PC input.

Coordination of Multiple Cameras on Split Screens

A frame of video can easily be frozen and displayed as a still image on the left side of the screen. This function can be utilized to match a live camera with a frame of video shot at an earlier time or with a different camera. There are two display modes: FULL for displaying and comparing the entire image on the screen and PART for displaying and comparing only the center part of the images.

FULL — Full Screen Display



Freeze frame display on one screen

Video

PART — Center Screen Display



Freeze frame display on one screen

Video

Waveform Monitoring

The input signal is displayed as a waveform for monitoring. Display of the waveform can be positioned in any of the four corners of the screen.



Waveform monitoring screen

Format Supported by BT-LH1700W

⊙: Standard.

*: indicates display with 1080/59.94i or 1080/60i, instead of 1035/59.94i or 1035/60i.

Format	Video	Y/C	SDI 1	SDI 2	COMPONENT	
					Y/Pb/Pr	RGB
NTSC	⊙	⊙				
PAL	⊙	⊙				
480/59.94i			⊙	⊙	⊙	⊙
480/59.94P					⊙	⊙
576/50i			⊙	⊙	⊙	⊙
576/50P					⊙	⊙
720/50P			⊙	⊙	⊙	
720/59.94P			⊙	⊙	⊙	⊙
720/60P			⊙	⊙	⊙	⊙
* 1035/59.94i			⊙	⊙	⊙	⊙
* 1035/60i			⊙	⊙	⊙	⊙
1080/23.98Psf			⊙	⊙	⊙	
1080/24Psf			⊙	⊙	⊙	
1080/23.98P			⊙	⊙	⊙	
1080/24P			⊙	⊙	⊙	
1080/25P			⊙	⊙	⊙	
1080/29.97P			⊙	⊙	⊙	
1080/30P			⊙	⊙	⊙	
1080/50i			⊙	⊙	⊙	⊙
1080/50P					⊙	
1080/59.94i			⊙	⊙	⊙	⊙
1080/59.94P					⊙	⊙
1080/60i			⊙	⊙	⊙	⊙
1080/60P					⊙	

Various Markers

Various markers can be displayed in 16:9 mode and 4:3 mode.

Display in 16:9 Mode	Aspect Marker: 4:3, 13:9, 14:9, CNSCO, VISTA Safe Area Marker: 95%, 93%, 90%, 88%, 80% Center Marker: ON/OFF Background Brightness: BLACK(0%), HALF(50%) NORMAL(100%)
Display in 4:3 Mode	Safe Area Marker: 95%, 93%, 90%, 88%, 80% Center Marker: ON/OFF

Display of 4:3 Aspect Marker in 16:9 Mode



Display of Safe Area Marker in 16:9 Mode



Display of Safe Area Marker, Aspect Marker in 4:3 Mode



Equipped with Functions for Broadcasting and Professional Use

- Equipped with cine-gamma (F-REC) compensation function for compatibility as a monitor for VariCam HD Camcorder.
- Tally lamp (red, green) ● Built-in stereo speakers ● Blue only mode
- H/V delay ● Mono mode
- RS-232C external control possible. External remote control with GPI terminals also possible.
- Compatible with rack mounting (BT-MA1710G, sold separately) and VESA mounting.
- Compatible with AC and DC power supplies. Can be used widely not only in studios, editing rooms and broadcasting vans, but at outdoor locations as well.
- Fan On/Off Menu Selectable



When using DC power



RGB (=PC)

640 × 400 (70Hz)	⊙	1024 × 768 (60Hz)	⊙
640 × 480 (60Hz)	⊙	1024 × 768 (70Hz)	⊙
640 × 480 (75Hz)	⊙	1024 × 768 (75Hz)	⊙
640 × 480 (85Hz)	⊙	1024 × 768 (85Hz)	⊙
800 × 600 (60Hz)	⊙	1280 × 768 (60Hz)	⊙
800 × 600 (75Hz)	⊙	1280 × 768 (75Hz)	⊙
800 × 600 (85Hz)	⊙	1280 × 1024 (60Hz)	⊙

All screen images are simulated.